



PsyPost

Follow


6.4K Followers



Nanoplastics have been found in the human brain and penis – how worried should we be?

Story by PsyPost • 4w • [4 min read](#)



 (Photo credit: Adobe Stock)
© PsyPost

The world is becoming clogged with plastic. Particles of plastic so tiny they cannot be seen with the naked eye have been found almost everywhere, [from the oceans' depths](#) to the [mountain tops](#). They are in the soil, in plants, in animals and they are inside us. The question is: what harm, if any, are they causing?



OUTFANY

A professional engineer designed this nail clipper...

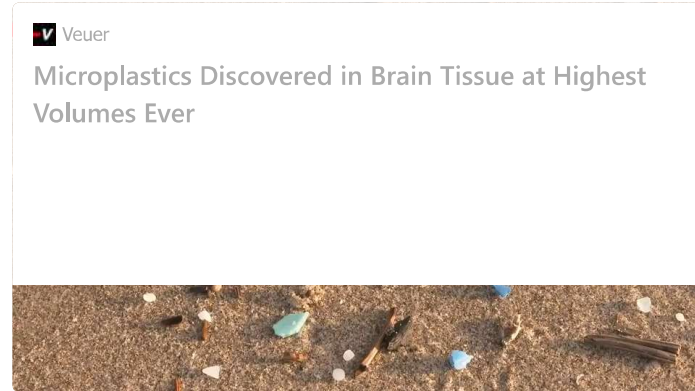
Ad

When plastic trash is dumped in a landfill or the sea, it breaks down, very slowly. Sunlight and waves cause the surface of the plastic to become brittle, and particles are shed into the environment. Collectively known as "small plastic particles", they range in size from five millimetres or smaller (microplastics) to less than one-thousandth of a millimetre (nanoplastics). The smallest can only be detected with special scientific instruments.

It remains unclear how microplastics and nanoplastics get inside living things, but several entry points have been suggested. For example, they might pass through the gut from food or drink contaminated with small plastic particles. Or they may be breathed in, or absorbed through the skin.

[Our research](#) suggests that, for some animals at least, nanoplastics are bad news. We injected plastic nanoparticles into chicken embryos. We found that the particles travelled quickly in the blood to all tissues, especially the heart, liver and kidneys. They were also excreted by the embryonic kidneys.

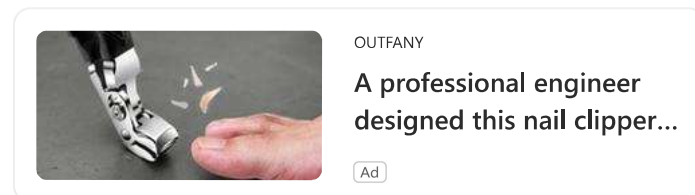
[▶ Related video: Microplastics Discovered in Brain Tissue at Highest Volumes Ever \(Veuer\)](#)



We noticed, too, that plastic nanoparticles tend to stick to a certain type of stem cell in the embryo. These cells are essential for the normal development of the nervous system and other structures. Any damage to stem cells could put the development of the embryo in jeopardy.

We suspect that the chicken embryo stem cells have substances on their surface, called “cell-adhesion molecules”, which stick to the polystyrene nanoparticles that we used. We are following up this finding, because when nanoplastics stick to cells and get inside them, they can cause [cell death](#) and even [serious birth defects](#) in chickens and mice.

Similar studies cannot, of course, be carried out on people, so it is not yet possible to say what the implications of our animal research are for humans. What we do know is that nanoplastics are found in the [blood](#) of human beings, in other bodily fluids and several major organs and key body tissues.



In recent years, microplastics and nanoplastics have been found in the [brains](#), [hearts](#) and [lungs](#) of humans. They have been discovered in the [arteries](#) of people with arterial disease, suggesting they may be a potential risk factor for cardiovascular disease. And they have been

- 
-  36
- 
-  5
- 
- 

way to deadly asbestos fibres. Like asbestos, they are not broken down in the body and can be taken up into cells, killing them and then being released to damage yet more cells.



OUTFANY

A Pair of Reading Glasses That Can Look Far and...

Ad

Reassuring, for now

But there is a need for caution here. There is no evidence that nanoplastics can cross the placenta and get into the human embryo.

Also, even if nanoplastics do cross the placenta, and in sufficient numbers to damage the embryo, we would expect to have seen a big increase in abnormal pregnancies in recent years. That is because the problem of plastic waste in the environment has been growing enormously over the years. But we are not aware of any evidence of a corresponding, large increase in birth defects or miscarriages.

That, for now, is reassuring.

It may be that microplastics and nanoplastics, if they do cause harm to our bodies, do so in a subtle way that we have not yet detected. Whatever the case, scientists are working hard to discover what the risks might be.

One promising avenue of research would involve the use of human placental tissue grown in the laboratory. Special [artificial placenta tissues](#), called “trophoblast organoids”, have been developed for studying how harmful substances cross the placenta.

Researchers are also investigating potentially beneficial uses for nanoplastics. Although they are not yet licensed for clinical use, the idea is that they could be used to [deliver drugs](#) to specific body tissues that need them. [Cancer cells](#) could, in this way, be targeted for destruction without damaging other healthy tissue.

Whatever the outcome of nanoplastics research, we and many other scientists will continue trying to find out what nanoplastics are doing to ourselves and the environment.

This article is republished from [The Conversation](#) under a Creative Commons license. Read the [original article](#).

Sponsored Content